




Porcupine Activities



Grades K-2:

Practice drawing the word QUILLS below. Find items in nature that you can glue on to make my quills!

Quills



Hungry porcupines need to find the right foods to eat to stay healthy. Color and cut out the foods that you want to feed to your porcupine!



Create your own story about a porcupine using this template!

The image shows a cartoon porcupine with a large, blank space on its chest labeled "My Story Title". The porcupine's body is divided into eight numbered sections, each with a corresponding empty box for writing:

- 1. Every day...** (connected to box 1)
- 2. Until one day...** (connected to box 2)
- 3. Because of that...** (connected to box 3)
- 4. That caused...** (connected to box 4)
- 5. Which led to...** (connected to box 5)
- 6. Until finally...** (connected to box 6)
- 7. Ever since...** (connected to box 7)
- 8. The moral is...** (connected to box 8)

The boxes are arranged as follows: boxes 1 and 2 are at the top; boxes 3, 4, 5, and 6 are in a vertical column on the right; boxes 7 and 8 are at the bottom.

Grades 6-12:

In the Buffalo Zoo's video about Pearl, the North American porcupine, we learned that porcupines are **RODENTS**. Use the space below to draw a family tree of rodents and answer the following questions.

What other species are rodents?

What characteristics to rodents share?

How are differences in rodent species used to group them together?

Are rabbits rodents? Why or why not?

What can we learn about a species based on its scientific name? (ex. *Erethizon dorsatum*, "the animal with the irritating back")